

اِبْتِدَائِيَّ أَوَّل

اَلْخَطُّ وَ اَلْكِتَابَةُ

خُطُوَّةٌ خُطُوَّةٌ


اَتَعَلَّمُ اَلْخَطَّ وَ اَلْكِتَابَةَ خُطُوَّةً خُطُوَّةً

اَلْيَاءِ

اِلَى

اَلْاَلِفِ


مِنْ



طَائِرَةٌ



كَاسٌ



اَرْنَبٌ

رَسْمٌ وَ تَلْوِينٌ

اَلْحَرْفُ فِي اَوَّلٍ، وَسَطٍ
وَ آخِرِ الْكَلِمَةِ

اَلْحَرْفُ مُنْفَرِدًا

المثمر المصطفى

الموسوعة
التربوية
www.ency-edu.com





**Toute représentation, traduction, adaptation ou reproduction, même partielle, par tous procédés en tous pays faite sans autorisation écrite, est illicite et expose le contrevenant à des poursuites judiciaires .
(réf : loi du 11 mars 1957, alinéas 2 et 3 de l'article 41)**



الخط و الكتابة

خطوة خطوة


Photo

◀. الاسم العائلي:

◀. الاسم الشخصي:

◀. مدرسة:

◀. الموسم الدراسي:

[illegible]

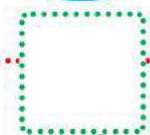
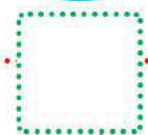

تَقِيْمُ عَمَلِي

تَارِيخُ
الْيَوْمِ

نَقْلُ

إِمْلَاءُ

تَقْيِيمُ عَمَلِي



[illegible]

تَارِيخُ
الْيَوْمِ

خَطَّ

پ

ب

پا

Handwriting practice sheet for the letter 'ب' (Ba) in Urdu. The sheet is divided into three rows and four columns. The first row contains the letter 'ب' in its basic form. The second row contains the letter 'بو' (Bo). The third row contains the letter 'بی' (Bi). Each letter is shown in a dotted format for tracing.

با

بو

بي

ج

و

ي

ج ب ج

و و و و

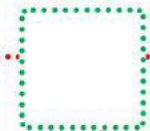




ي ي ي ي

و بي

و ی

ج

ي ي ي ي



تَقِيْمُ عَمَلِي

تَارِيخُ
الْيَوْمِ

أَتَمَرْنُ

ب

بـ

بـ

با

بو

بي

تَقْيِيمُ عَمَلِي

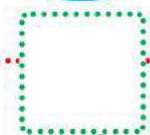




تَارِيخُ
الْيَوْمِ

نَقْلُ

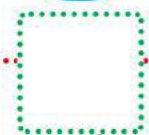
إِمْلَاءُ

تَقْيِيمُ عَمَلِي



[illegible]

Handwriting practice sheet for the letter 'ت' (Ta) in Arabic. The sheet is divided into four rows, each containing four dashed 'ت' characters for tracing. The first row shows the letter 'ت' in its basic form. The second row shows the letter 'ت' with a dot above it. The third row shows the letter 'ت' with a dot below it. The fourth row shows the letter 'ت' with a dot to its right.



تَقِيْمُ عَمَلِي

تَارِيخُ
الْيَوْمِ

خَطِّ

تِي

تُو

تَا

تَا

تَا

تَا

تَا

تُو

تُو

تُو

تُو

تِي

تِي

تِي

تِي



تَقْيِيمُ عَمَلِي

تَارِيخُ
الْيَوْمِ

أَتَمَرَنْ

ت

تت

تتت

تا

تو

تي

تَقْيِيمُ عَمَلِي


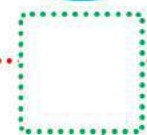




تَارِيخُ
الْيَوْمِ

نَقْلُ

إِمْلَاءُ

تَقْيِيمُ عَمَلِي



[illegible]

A square frame composed of green dots. There are four red dots, one on each side of the square.

تَقِيْمُ عَمَلِي

تَارِيخُ
الْيَوْمِ

خط



تَقِيْمُ عَمَلِي

تَارِيخُ
الْيَوْمِ

أَتَمَرَنْ

ت

ث

ث

ثا

ثو

ثي

تَقْيِيمُ عَمَلِي

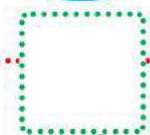





تَارِيخُ
الْيَوْمِ

نَقْلُ

إِمْلَاءُ

تَقْيِيمُ عَمَلِي




[illegible]

تَقِيْمُ عَمَلِي

تَارِيخُ
الْيَوْمِ





خط



جو

ج

ج	ج	ج	ج
جو	جو	جو	جو
جی	جی	جی	جی



تَقِيْمُ عَمَلِي

تَارِيخُ
الْيَوْمِ

أَتَمَرْنُ

ح.

ح.

ح.

ح.

حو.

ج.ي.

تَقْيِيمُ عَمَلِي

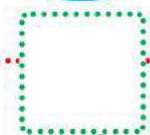




تَارِيخُ
الْيَوْمِ


نَقْلُ

إِمْلَاءُ

تَقْيِيمُ عَمَلِي


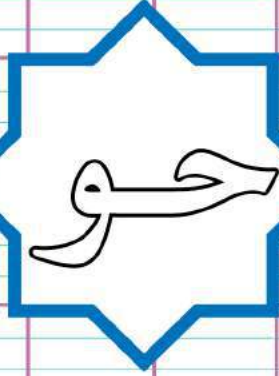
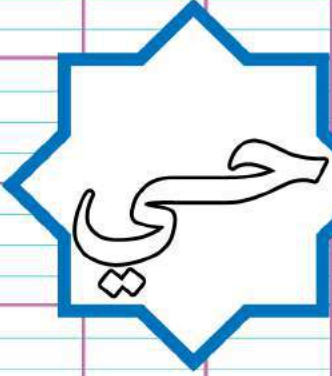


تَارِيخُ
الْيَوْمِ



تَقِيْمُ عَمَلِي

تَارِيخُ
الْيَوْمِ



خط

A dotted lowercase letter 'l' is shown on a set of three horizontal handwriting lines (top, middle, and bottom). The letter starts at the top line, goes down to the bottom line, and then curves back up to the middle line.

A dotted lowercase letter 'l' is shown on a set of three horizontal handwriting lines: a top blue line, a middle green line, and a bottom red line. The letter starts at the top blue line, goes down to the bottom red line, and then curves back up to the middle green line.



تَقِيْمُ عَمَلِي

تَارِيخُ
الْيَوْمِ

أَتَمَرْنُ

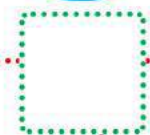
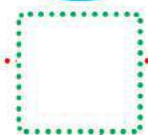

تَقْيِيمُ عَمَلِي

تَارِيخُ
الْيَوْمِ


نَقْلُ

إِمْلَاءُ

تَقْيِيمُ عَمَلِي



تَارِيخُ
الْيَوْمِ



خط



تَقْيِيمُ عَمَلِي

تَارِيخُ
الْيَوْمِ

خَطِّ

خ

خو

خا

خا

خا

خا

خا

خو

خو

خو

خو

خي

خي

خي



تَقْيِيمُ عَمَلِي

تَارِيخُ
الْيَوْمِ

أَتَمَرَنْ

خ

خ

خ

خ

خو

خي

تَقْيِيمُ عَمَلِي

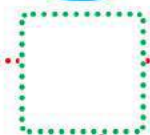
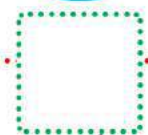



تَارِيخُ
الْيَوْمِ

نَقْلُ

إِمْلَاءُ

تَقْيِيمُ عَمَلِي



[illegible]

Handwriting practice grid for the letter 'd'. The grid is divided into 7 columns and 10 rows. The first row is for uppercase 'D' and the second row is for lowercase 'd'. Each row contains four dotted letters for tracing, followed by blank space for independent practice.



تَارِيخُ
الْيَوْمِ

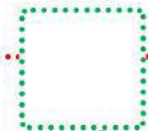





خط

دي

دو

13

b	b	b	b
دو	دو	دو	دو
دی	دی	دی	دی



تَقِيْمُ عَمَلِي

تَارِيخُ
الْيَوْمِ

أَتَمَرَنُ

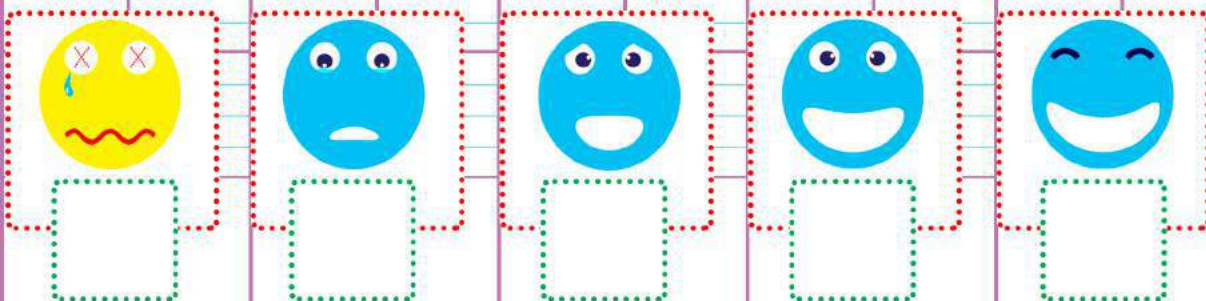
د

د

د

دو

دي




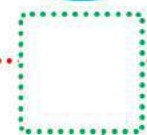

تَقْيِيمُ عَمَلِي


تَارِيخُ
الْيَوْمِ

نَقْلُ

إِمْلَاءُ

تَقْيِيمُ عَمَلِي



[illegible]

تَقْيِيمُ عَمَلِي

تَارِيخُ
الْيَوْمِ

خَطِّ

ذِي

ذُو

ذَا

ذَا

ذَا

ذَا

ذَا

ذُو

ذُو

ذُو

ذُو

ذِي

ذِي

ذِي

ذِي



تَقْيِيمُ عَمَلِي

تَارِيخُ
الْيَوْمِ

أَتَمَرْنُ

ذ

ذ

ذ

ذو

ذی

تَقْیِیْمُ عَمَلِی

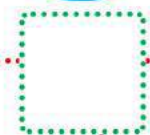





تَارِيخُ
الْيَوْمِ

نَقْلُ

إِمْلَاءُ

تَقْيِيمُ عَمَلِي



[illegible]

A handwriting practice sheet with a grid of 8 columns and 10 rows. The first row contains four dotted right curly braces for tracing. The second row is empty. The third row contains four dotted left curly braces for tracing. The remaining rows are empty.



تَقْيِيمُ عَمَلِي

تَارِيخُ
الْيَوْمِ

خَطِّ

ري

رو

را

را

را

را

را

رو

رو

رو

رو

ري

ري

ري

ري



تَقْيِيمُ عَمَلِي

تَارِيخُ
الْيَوْمِ

أَتَمَرْنُ

ر

ر

ر

ر

ر

تَقْيِيمُ عَمَلِي

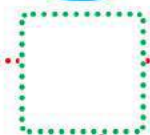




تَارِيخُ
الْيَوْمِ

نَقْلُ

إِمْلَاءُ

تَقْيِيمُ عَمَلِي



[illegible]

تَارِيخُ
الْيَوْمِ

خَطِّ

زِي

زُو

زَا

زَا

زَا

زَا

زَا

زُو

زُو

زُو

زُو

زِي

زِي

زِي

زِي



تَقْيِيمُ عَمَلِي

تَارِيخُ
الْيَوْمِ

أَتَمَرْنُ

ز

ز

زا

زو

زي

تَقْيِيمُ عَمَلِي

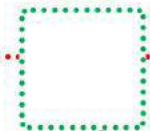





تَارِيخُ
الْيَوْمِ

نَقْلُ

إِمْلَاءُ

تَقْيِيمُ عَمَلِي




[illegible]

تَقِيْمُ عَمَلِي

تَارِيخُ
الْيَوْمِ

خط



سو

Handwriting practice sheet for the letter 'sa' (س) in Arabic script. The sheet is divided into four columns and three rows. Each row contains a dotted outline of the letter 'sa' for tracing, followed by empty space for independent practice. The first row shows the letter 'sa' in its basic form. The second row shows the letter 'sa' with a horizontal line extending to the right, indicating a connection to the next letter. The third row shows the letter 'sa' with a horizontal line extending to the right, indicating a connection to the next letter.

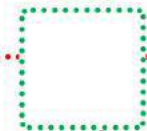


l

z

l

g

low



تَقْيِيمُ عَمَلِي

تَارِيخُ
الْيَوْمِ

أَتَمَرْنُ

س

سا

سو

سي

تَقْيِيمُ عَمَلِي

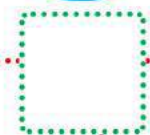




تَارِيخُ
الْيَوْمِ

نَقْلُ

إِمْلَاءُ

تَقْيِيمُ عَمَلِي



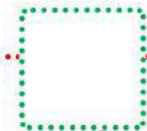



[illegible]

ش

خط



تَقِيْمُ عَمَلِي



تَارِيخُ
الْيَوْمِ

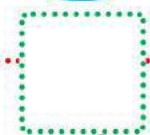

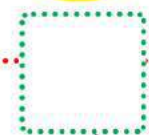
خط

ش

شا شا شا شا

شو شو شو شو

شي شي شي شي



تَقْيِيمُ عَمَلِي

تَارِيخُ
الْيَوْمِ

أَتَمَرَنْ

ش

ش

ش

شا

شو

شي

تَقْيِيمُ عَمَلِي

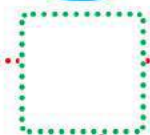




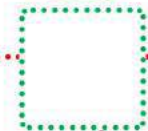

تَارِيخُ
الْيَوْمِ

نَقْلُ

إِمْلَاءُ

تَقْيِيمُ عَمَلِي



[illegible]

تَقِيْمُ عَمَلِي

تَارِيخُ
الْيَوْمِ

خَطِّ

صا

صو

صا

صا

صا

صا

صا

صو

صو

صو

صو

صي

صي

صي



تَقْيِيمُ عَمَلِي

تَارِيخُ
الْيَوْمِ

أَتَمَرْنُ

ص

ص

ص

صا

صو

صي

تَقْيِيمُ عَمَلِي


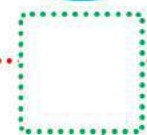



تَارِيخُ
الْيَوْمِ

نَقْلُ

إِمْلَاءُ

تَقْيِيمُ عَمَلِي




تَارِيخُ
الْيَوْمِ

خط

ض

ض



تَقِيْمُ عَمَلِي

تَارِيخُ
الْيَوْمِ

خَطِّ

ضِي

ضَو

ضَا

ضَا

ضَا

ضَا

ضَا

ضَو

ضَو

ضَو

ضَو

ضِي

ضِي

ضِي



تَقْيِيمُ عَمَلِي

تَارِيخُ
الْيَوْمِ

أَتَمَرَنُ

ضد

ضد

ضد

ضد

ضد

ضد

تَقْيِيمُ عَمَلِي

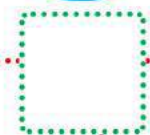
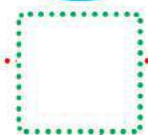



تَارِيخُ
الْيَوْمِ

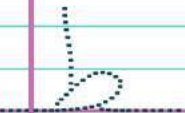


نَقْلُ

إِمْلَاءُ

تَقْيِيمُ عَمَلِي



تَارِيخُ
الْيَوْمِ



تَقْيِيمُ عَمَلِي

تَارِيخُ
الْيَوْمِ

خَطِّ

ط

ط

ط

ط

ط

ط

ط

ط

ط

ط

ط

ط

ط

ط



تَقْيِيمُ عَمَلِي

تَارِيخُ
الْيَوْمِ

أَتَمَرْنُ

تَقْيِيمُ عَمَلِي

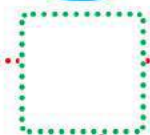




تَارِيخُ
الْيَوْمِ

نَقْلُ

إِمْلَاءُ

تَقْيِيمُ عَمَلِي

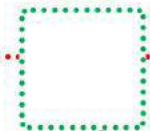





تَارِيخُ
الْيَوْمِ


خط

ظ

ظ



تَقْيِيمُ عَمَلِي



ظا

ظا

ظا

ظا

ظو

ظو

ظو

ظو

ظي

ظي

ظي



تَارِيخُ
الْيَوْمِ

أَتَمَرَنْ

ظ

ظ

ظ

ظا

ظو

ظي

تَقْيِيمُ عَمَلِي

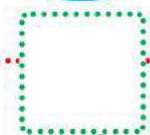




تَارِيخُ
الْيَوْمِ

نَقْلُ

إِمْلَاءُ

تَقْيِيمُ عَمَلِي




تَارِيخُ
الْيَوْمِ



تَقْيِيمُ عَمَلِي

تَارِيخُ
الْيَوْمِ

خط



و

ع



تَقِيْمُ عَمَلِي

تَارِيخُ
الْيَوْمِ

أَتَمَرَنْ

ع

ع

ع

ع

ع

ع

تَقْيِيمُ عَمَلِي

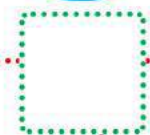




تَارِيخُ
الْيَوْمِ

نَقْلُ

إِمْلَاءُ

تَقْيِيمُ عَمَلِي



تَارِيخُ
الْيَوْمِ



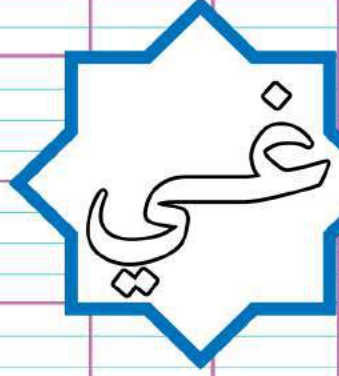
خط



تَقْيِيمُ عَمَلِي

تَارِيخُ
الْيَوْمِ

خَطِّ



غَا

غَا

غَا

غَا

غُو

غُو

غُو

غُو

غِي

غِي

غِي

غِي



تَقْيِيمُ عَمَلِي

تَارِيخُ
الْيَوْمِ

أَتَمَرْنُ

غ

ف

غ

غا

غو

غي

تَقْيِيمُ عَمَلِي


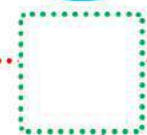



تَارِيخُ
الْيَوْمِ

نَقْلُ

إِمْلَاءُ

تَقْيِيمُ عَمَلِي



[illegible]


A handwriting practice sheet for the letter 'i'. It features a grid of 12 columns and 3 rows. Each row contains four dotted lowercase 'i's for tracing. The first row shows the letter on a single line. The second row shows the letter on a single line. The third row shows the letter on a single line. The grid is defined by vertical purple lines and horizontal blue lines.



تَقِيْمُ عَمَلِي


تَارِيخُ
الْيَوْمِ

خَطَّ



ف

ف



A dotted lowercase letter 'e' is shown on a set of three horizontal handwriting lines (top, middle, and bottom). The letter starts at the top line, curves down to the bottom line, and then loops back up to the middle line.



ف

A dotted lowercase letter 'f' is shown on a set of three horizontal handwriting lines (top, middle, and bottom). The letter starts at the middle line, goes down to the bottom line, curves to the right, and then goes up to the top line.



تَقْيِيمُ عَمَلِي

تَارِيخُ
الْيَوْمِ

أَتَمَرْنُ

ف

ف

ف

فا

فو

في

تَقْيِيمُ عَمَلِي

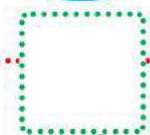




تَارِيخُ
الْيَوْمِ

نَقْلُ

إِمْلَاءُ

تَقْيِيمُ عَمَلِي



[illegible]

Handwriting practice sheet for the letter 'Q'.

The sheet is divided into four rows, each containing four columns. Each column contains a dotted letter 'Q' for tracing, followed by empty space for independent practice.

Row 1: Four dotted uppercase 'Q's for tracing.

Row 2: Four dotted lowercase 'q's for tracing.

Row 3: Four dotted uppercase 'Q's for tracing.

Row 4: Four dotted lowercase 'q's for tracing.



تَقِيْمُ عَمَلِي

تَارِيخُ
الْيَوْمِ

خَطِّ

قا

قا

قا

قا

قو

قو

قو

قو

قي

قي

قي

قي



تَقْيِيمُ عَمَلِي

تَارِيخُ
الْيَوْمِ

أَتَمَّرْنُ

ق

ق

ق

قا

قو

قي

تَقْيِيمُ عَمَلِي

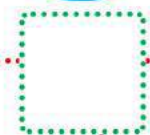
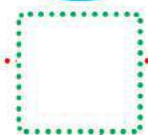



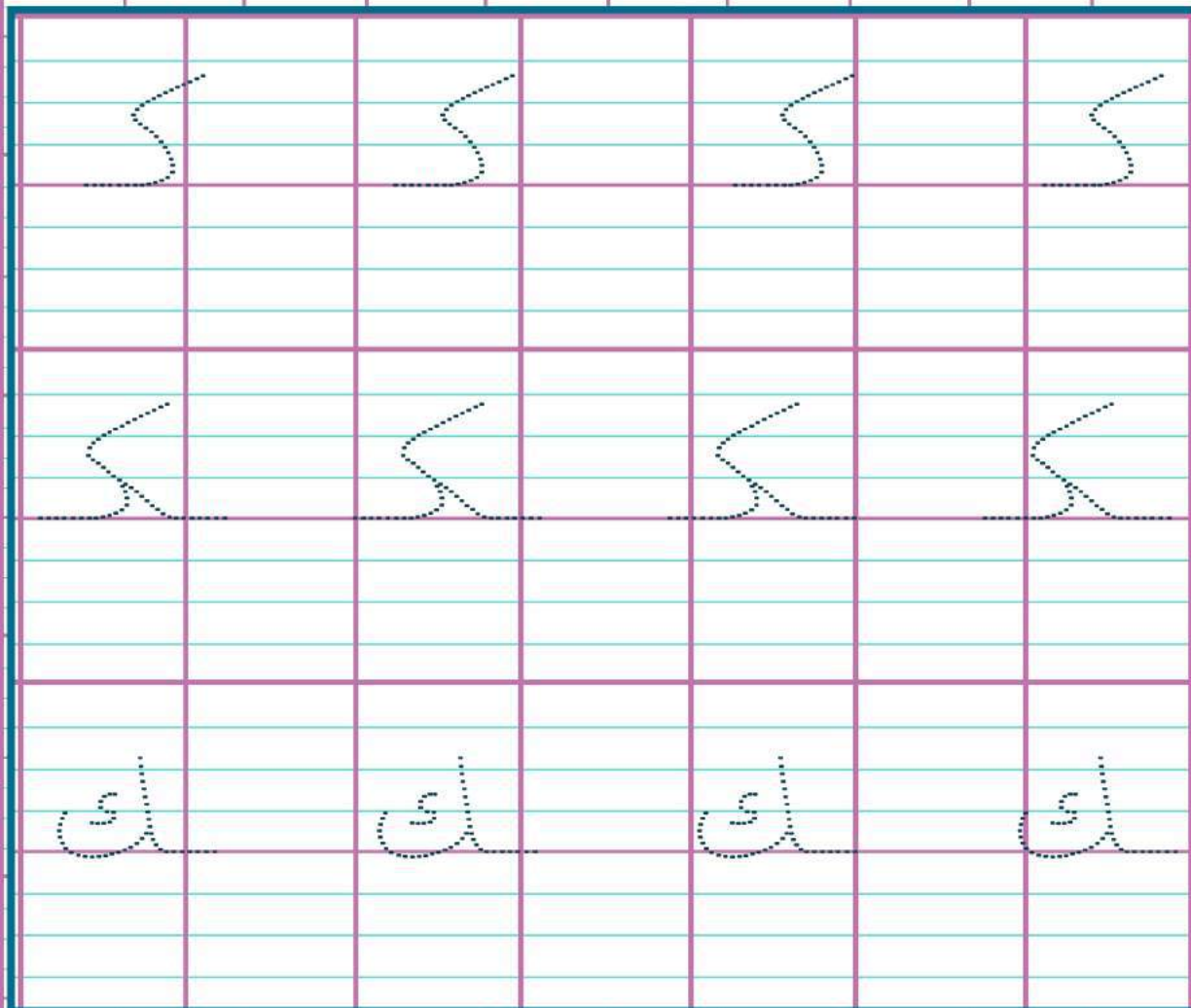
تَارِيخُ
الْيَوْمِ

نَقْلُ

إِمْلَاءُ

تَقْيِيمُ عَمَلِي



[illegible]

تَارِيخُ
الْيَوْمِ

خَطِّ

کا

کا

کا

کا

کو

کو

کو

کو

کی

کی

کی

کی



تَقْیِیْمُ عَمَلِی

تَارِيخُ
الْيَوْمِ

أَتَمَرْنُ

ك

ك

ك

ك

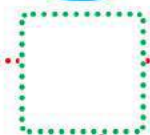


تَقْيِيمُ عَمَلِي


تَارِيخُ
الْيَوْمِ

نَقْلُ

إِمْلَاءُ

تَقْيِيمُ عَمَلِي

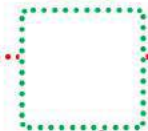





[illegible]

تَقِيْمُ عَمَلِي

تَارِيخُ
الْيَوْمِ

و



تَقِيْمُ عَمَلِي

تَارِيخُ
الْيَوْمِ

أَتَمَرْنُ

ل

ل

ل

لا

لو

لي

تَقْيِيمُ عَمَلِي


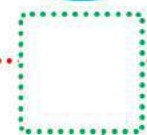



تَارِيخُ
الْيَوْمِ

نَقْلُ


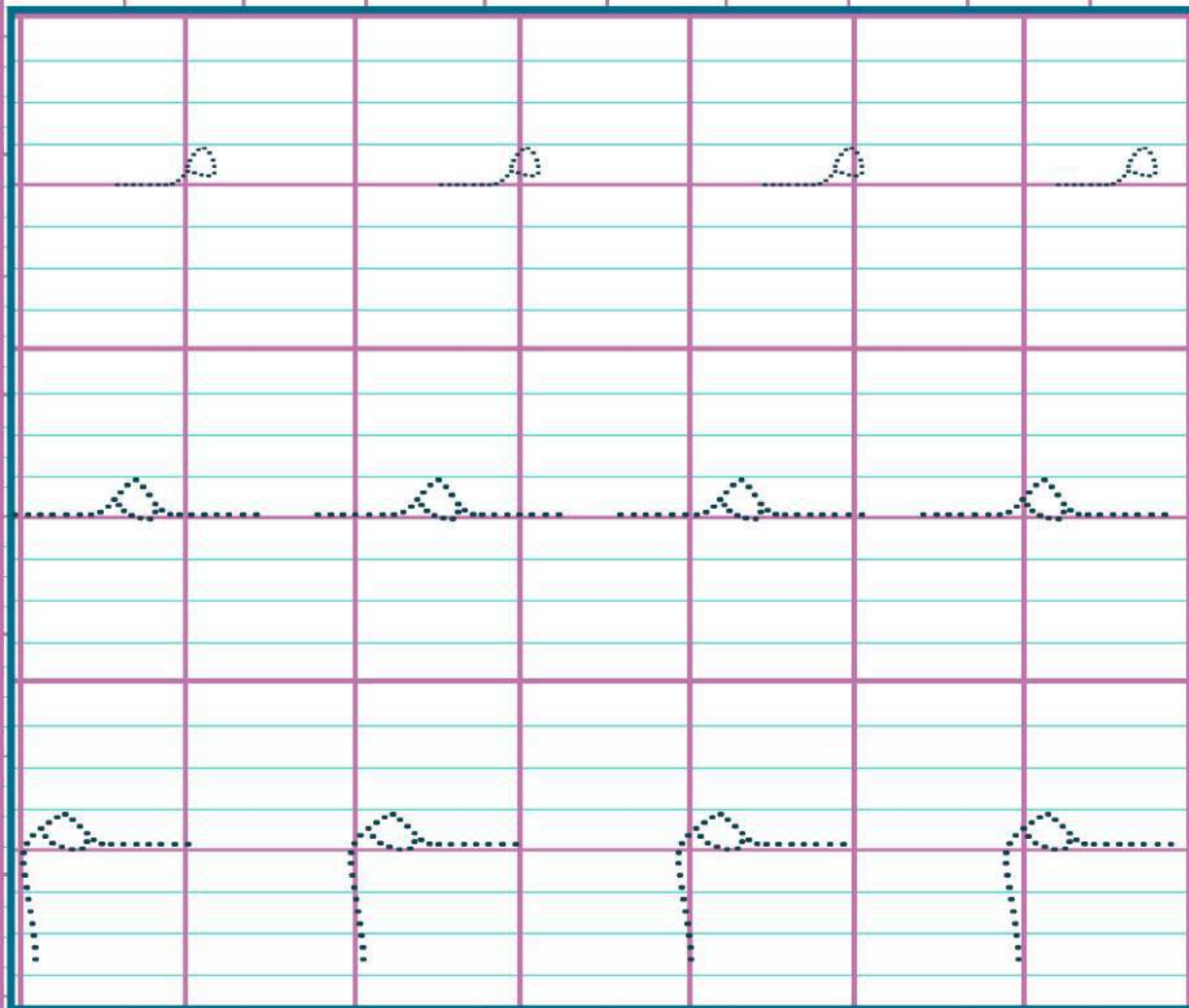
إِمْلَاءُ

تَقْيِيمُ عَمَلِي



[illegible]


خط



تَقِيْمُ عَمَلِي

تَارِيخُ
الْيَوْمِ

خط



ما	ما	ما	ما
مو	مو	مو	مو
مي	مي	مي	مي

ما	ما	ما
مو	مو	مو
مي	مي	مي

Handwriting practice sheet for the letter 'Ma' (م) in Arabic. The sheet is divided into three rows, each with two columns. The first row shows the letter 'Ma' written in a cursive style. The second row shows the letter 'Ma' written in a cursive style. The third row shows the letter 'Ma' written in a cursive style.

Handwriting practice lines for the letter 'z'. The first row shows a dotted 'z' for tracing on a four-line grid. The second row shows a dotted 'z' for tracing on a four-line grid. The third row shows a dotted 'z' for tracing on a four-line grid.

ما	ما	ما	ما
مو	مو	مو	مو
مي	مي	مي	مي

ما	ما	ما
مو	مو	مو
مي	مي	مي

Handwriting practice sheet for the letter 'Ma' (م) in Arabic. The sheet is divided into three rows, each with two columns. The first row shows the letter 'Ma' in a dotted font, followed by two empty rows for practice. The second row shows the letter 'Ma' in a dotted font, followed by two empty rows for practice. The third row shows the letter 'Ma' in a dotted font, followed by two empty rows for practice.

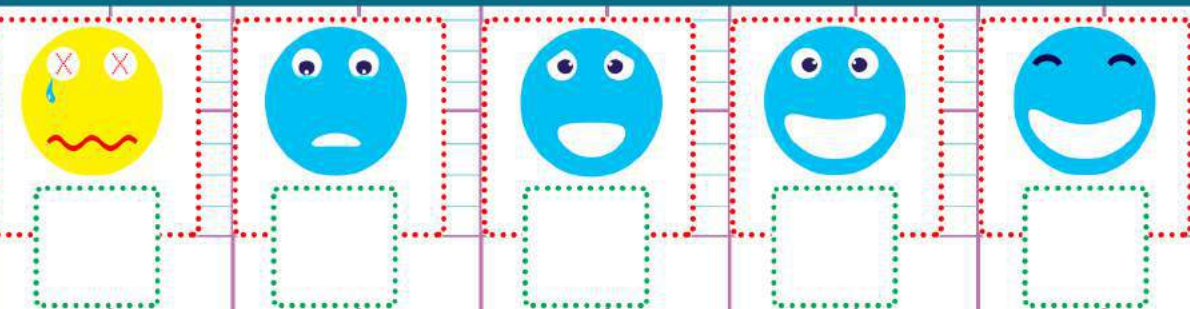
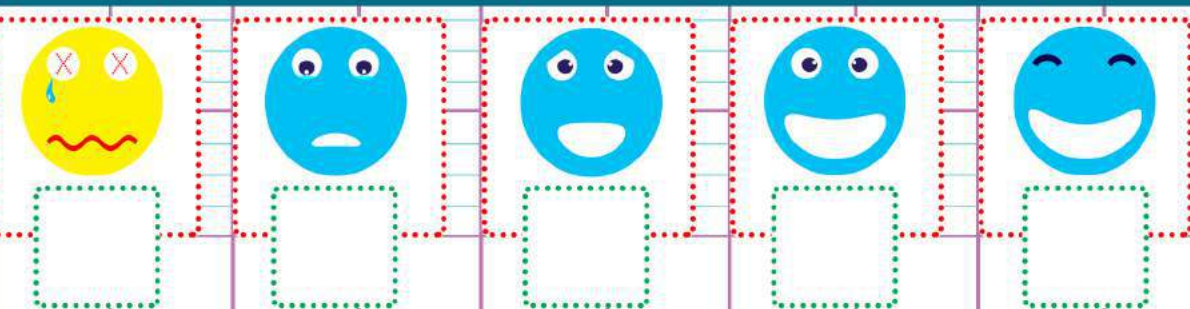
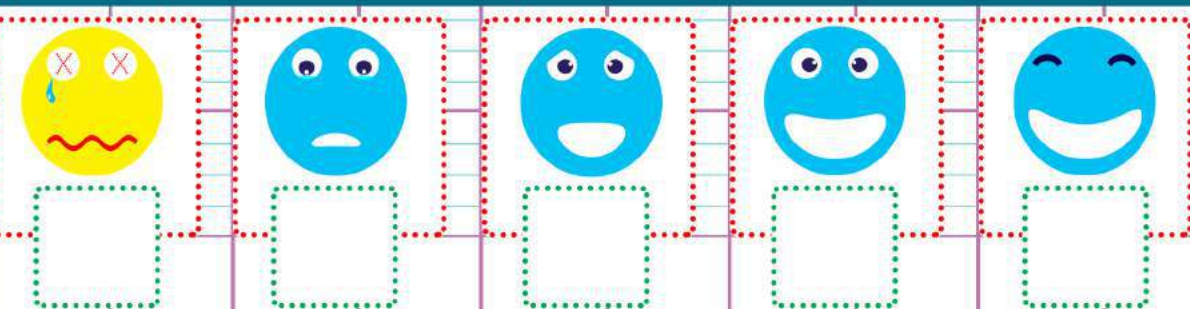
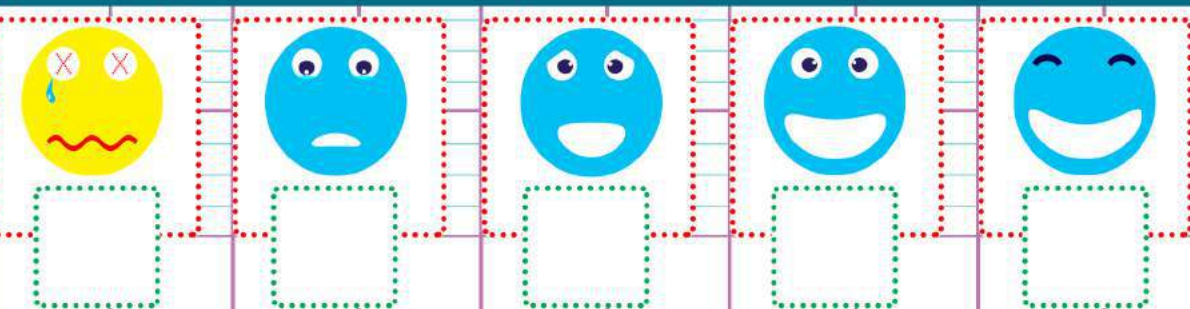
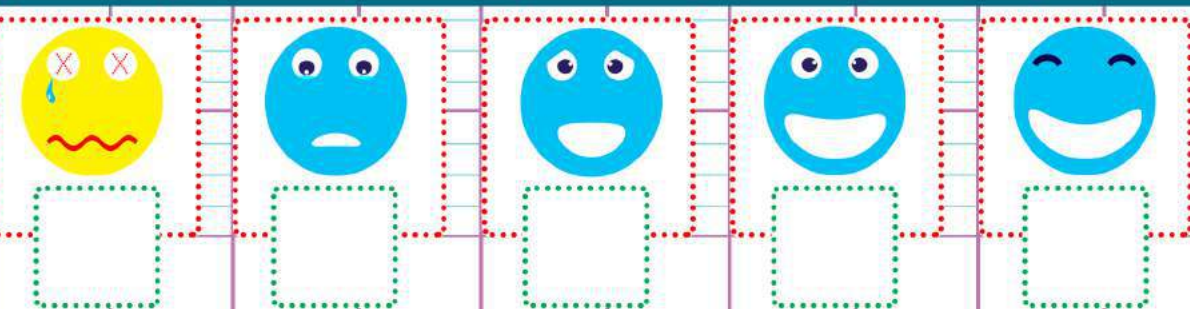
Handwriting practice lines for the letter 'z'. The first row shows a dotted 'z' for tracing on a four-line grid. The second row shows a dotted 'z' for tracing on a four-line grid. The third row shows a dotted 'z' for tracing on a four-line grid.

ما	ما	ما	ما
مو	مو	مو	مو
مي	مي	مي	مي

ما	ما	ما
مو	مو	مو
مي	مي	مي

Handwriting practice sheet for the letter 'Ma' (م) in Arabic. The sheet is divided into three rows, each with two columns. The first row shows the letter 'Ma' written in a cursive style. The second row shows the letter 'Ma' written in a cursive style. The third row shows the letter 'Ma' written in a cursive style.

Handwriting practice lines for the letter 'z'. The first row shows a dotted 'z' for tracing on a four-line grid. The second row shows a dotted 'z' for tracing on a four-line grid. The third row shows a dotted 'z' for tracing on a four-line grid.



تَقِيْمُ عَمَلِي

تَارِيخُ
الْيَوْمِ

أَتَمَرَنْ

م

م

م

ما

مو

مي

تَقْيِيمُ عَمَلِي

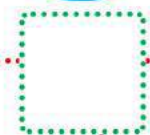




تَارِيخُ
الْيَوْمِ

نَقْلُ

إِمْلَاءُ

تَقْيِيمُ عَمَلِي



تَارِيخُ
الْيَوْمِ



خَطَّ

ني

ف

ف

نا	نا	نا	نا
نو	نو	نو	نو
ني	ني	ني	ني



6

نا	نا	نا	نا
نو	نو	نو	نو
ني	ني	ني	ني

6

6






نا نو

نا	نا	نا	نا
نو	نو	نو	نو
ني	ني	ني	ني

ج

ب ج د

نا نو ن



تَقْيِيمُ عَمَلِي

تَارِيخُ
الْيَوْمِ

أَتَمَرَنْ

ن

ن

ن

ن

نو

ني

تَقْيِيمُ عَمَلِي

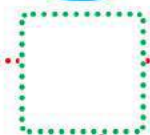
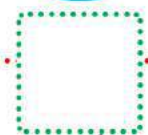



تَارِيخُ
الْيَوْمِ




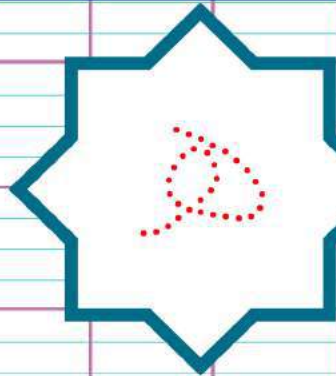

نَقْلُ

إِمْلَاءُ

تَقْيِيمُ عَمَلِي



تَارِيخُ
الْيَوْمِ



تَقْيِيمُ عَمَلِي

تَارِيخُ
الْيَوْمِ

خط

هـ	هـ	هـ	هـ
هو	هو	هو	هو
هي	هي	هي	هي

Handwriting practice sheet for the letter 'ه' (Ha) in Arabic. The sheet is divided into three rows, each containing three dotted 'ه' characters for tracing. The first row shows the letter 'ه' in its basic form. The second row shows the letter 'ه' with a tilde (~) above it. The third row shows the letter 'ه' with a tilde (~) and a dot (.) below it.

هـ		هـ
هـ		هـ
هـ		هـ

6

9

0

هـ	هـ	هـ	هـ
هو	هو	هو	هو
هي	هي	هي	هي

ه ه ه

هو هو هو

هي هي هي

هـ		هـ
هو		هو
هي		هي

6

9

5

هـ	هـ	هـ	هـ
هو	هو	هو	هو
هي	هي	هي	هي

ه ه ه

هو هو هو

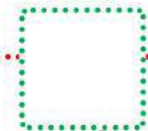


هي هي هي

Handwriting practice sheet for the letter 'ه' (Ha) in Arabic. The sheet is divided into four rows, each containing two large boxes for tracing. The letter 'ه' is shown in a dotted format for tracing. The first row shows the letter 'ه' in its basic form. The second row shows the letter 'ه' with a horizontal stroke. The third row shows the letter 'ه' with a vertical stroke. The fourth row shows the letter 'ه' with a diagonal stroke.

ب

پ

ی



تَقْيِيمُ عَمَلِي

تَارِيخُ
الْيَوْمِ

أَتَمَرَنْ

تَقْيِيمُ عَمَلِي

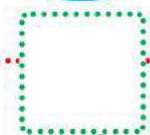
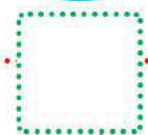



تَارِيخُ
الْيَوْمِ

نَقْلُ

إِمْلَاءُ

تَقْيِيمُ عَمَلِي



[illegible]

تَارِيخُ
الْيَوْمِ

وي

99

و

و	و	و	و
و	و	و	و
وي	وي	وي	وي

6

l

l

و	و	و	و
و	و	و	و
وي	وي	وي	وي

ب ب

ب ب

9 9

و	و	و	و
و	و	و	و
و	و	و	و



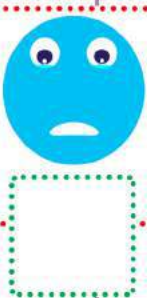

و و و

ل

و

ي

by
20
So



تَقِيْمُ عَمَلِي

تَارِيخُ
الْيَوْمِ

أَتَمَرْنُ

و

و

و

و

وي

تَقْيِيمُ عَمَلِي

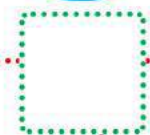




تَارِيخُ
الْيَوْمِ

نَقْلُ


إِمْلَاءُ

تَقْيِيمُ عَمَلِي



[illegible]

ي	ي	ي	ي
ي	ي	ي	ي
ي	ي	ي	ي



تَقِيْمُ عَمَلِي

تَارِيخُ
الْيَوْمِ

خَطَّ

يو

يا يا يا يا

يو يو يو يو

يي يي يي يي

A dotted lowercase letter 'b' is shown on a set of three horizontal handwriting lines: a top blue line, a middle green line, and a bottom red line. The letter starts at the top blue line, goes down to the bottom red line, and then curves back up to the middle green line.



يا يا يا يا






يو يو يو يو

يي يي يي يي

يا يا يا يا

يو يو يو يو

يي يي يي يي



تَقِيْمُ عَمَلِي

تَارِيخُ
الْيَوْمِ

أَتَمَرَنُ

ي

ي

ي

يَا

يُو

يُي

تَقْيِيمُ عَمَلِي

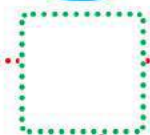




تَارِيخُ
الْيَوْمِ


نَقْلُ

إِمْلَاءُ

تَقْيِيمُ عَمَلِي









الموسوعة
التربوية

www.ency-edu.com

