

## 使用说明手册

### 1、外观视图



### 2、硬件说明：

1. HDMI：高清输出
2. 麦克电源支持：5V/2A, 5V/1A, 5V/0. 5A

3. 手柄接口：有线手柄，无线手柄，一托二手柄；USB2.0 接口
4. 指示灯：接入电源有蓝色指示灯亮
5. 支持最大 64G 扩展 TF 卡

### 3、 功能描述

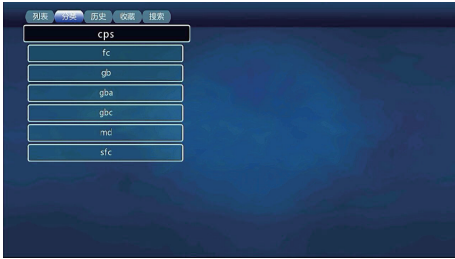
1. 支持语言：中文简体，中文繁体，英文
2. 支持功能：收藏，历史，搜索
3. 支持模拟器：CPS;GB;GBC;GBA;MD;SFC;FC;N64;PS1;ATARI.

### 4、 主菜单功能

1. 列表：文件夹所有游戏会在此页面显示，上下选择，左右翻页（游戏在什么模拟器中，屏幕中上会有提示）



2. 分类：识别机器包含的所有模拟器



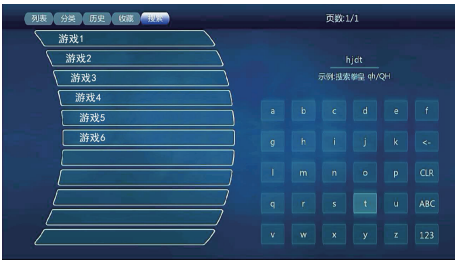
3. 历史：玩过以后的游戏记录会在此界面



4. 收藏：自己喜欢的游戏即可添加到收藏列表



5. 搜索：按照游戏名称大写字母来对游戏进行筛选（注：不区分大小写）



### a. 游戏

1. 方向键选中游戏菜单，按 START/A 键进入游戏
2. 游戏列表中按 B 键返回主页
3. 在游戏中长按 SELECT+START 键返回游戏子菜单，在选中退出，再按 A 键退出游戏

### b. 设置



1. 手柄按 SELECT 键进入设置列表，语言，按语音，查找本机文件，恢复默认设定并退出，系统信息，退出设置。

### 5、硬件功能定义

#### 5.1 详细参数

游戏	支持：CPS, FC, GB, GBA, GBC, MD, SFC, FC; N64; PS1; ATARI 街机游戏
电源供电	5V/1A, 5V/2A, 5V/0. 5A
扩展	支持 TF 卡扩充，最大 64GB

视频输出	HDMI 高清输出
------	-----------

备注：

1. 此机器图片供参考机器外壳以实物为准，使用说明只提供参考，机器软件升级 按实物为准。

2. 如产品内容或参数有变更时，请以当前产品为准，恕不另行通知。

3. 本机出厂为零文件储存,所有演示时外来所有文件（音频，视频，游戏，图片等）必须在演示后立即删除，本公司对此不承担任何责任。

4. 充电方法：请使用输出 5V-1A 充电器，连接数据线连接机器 USB 口进行通电

5. 执行标准：GB17625. 1-2012, GB8898-2011，GB/T13837-2012

6. 0 到 14 岁以下儿童需成人陪同下使用本产品。

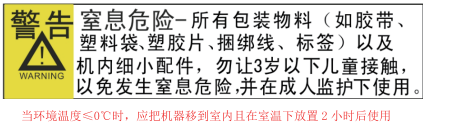
7. 下载说明：请按机器所支持的格式下载游戏，在放到机器对应文件夹中即可

### 保修条款

1. 商品自售出之日起七日内，如发生性能故障，商品机身及包装必须保持完整，可换同种型号商品（须经检查），但不包括人为损坏。
2. 商品自售出之日起保修一年，终身维护，配件不在保修范围内。
3. 保修服务只在正常使用下有效，一切人为损坏（包括自行拆机，使用不当）不在保修范围内。
4. 保修时需提供本卡，未能提供本卡或私自涂改本卡，本公司有权作报废处理。


包装配件							
彩盒	机器	USB 线	说明书	合格证	无线手柄	接收器	HDMI 延长线
*1	*1	*1	*1	*1	*2	*1	*1

产品保修卡				
用户姓名		性别		年龄
通信地址				
联系电话				邮编
购买地点				
购买日期		销售单号		
品名及规格			机身编号	
经销商签名			用户签名	



## Instruction manual

### 1、Appearance view



### 2、Hardware description:

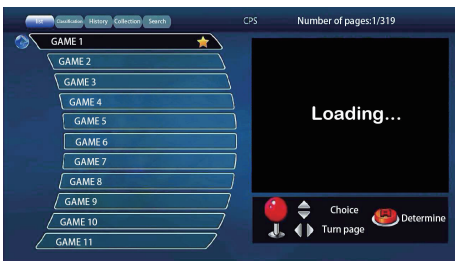
1. HDMI：HD output
2. Mic power support: 5V / 2a, 5V / 1a, 5V / 0. 5A
3. Handle interface: wired handle, wireless handle, one second-hand handle; USB2.0 Interface
4. Indicator light: blue indicator light is on when connecting to the power supply
5. Support maximum 64g expansion TF Card

### 3、Function description

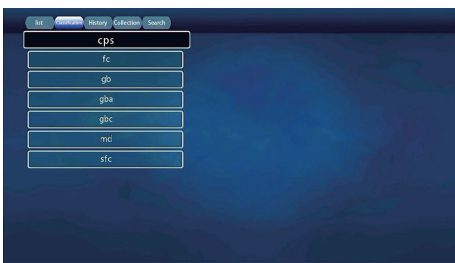
1. Supporting languages: Chinese simplified, Chinese traditional, English
2. Support functions: collection, history, search
3. Support simulator: CPS; GB; GBC; GBA; MD; SFC; FC; N64; PS1; Atari

### 4、Main menu function

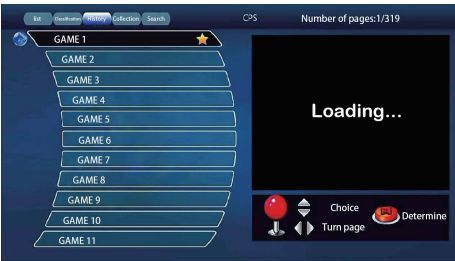
1. List: all the Games in the folder will be displayed on this page, with up and down selection and left and right page turning (in what simulator the game is in, there will be prompts on the screen)



2. Classification: identify all simulators contained in the machine



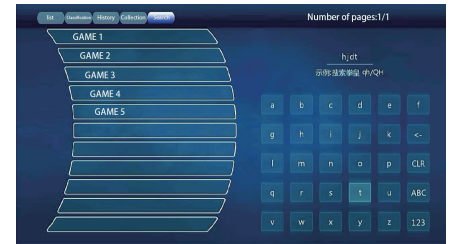
3. History: after playing, the game record will be in this interface



4. Collection: your favorite games can be added to the collection list



5. Search: filter the game according to the game name uppercase letters (Note: case insensitive)



### a. game

1. Press the direction key to select the game menu and press the start / a key to enter the game
2. Press B in the game list to return to the home page
3. In the game, long press Select + start to return to the game submenu, select exit, and then press a to exit the game

### b. Settings



1. Handle press Select key to enter setting list, language, key tone, search local file, restore default setting and exit, system information, exit setting

### 5、Hardware function definition

#### 5.1 Detailed parameters

game	Support: CPS, FC, GB, GBA, GBC, MD, SFC, FC; N64; PS1; Atari arcade game
Power supply	5V/1A, 5V/2A, 5V/0. 5A
extend	Support TF card expansion, maximum 64GB
Video output	HDMI HD output

remarks:

1. The picture of the machine is for reference. The shell of the machine is subject to the material object. The instructions are only for reference. The software upgrade of the machine is subject to the material object.
2. If there is any change in the product content or parameters, please refer to the current product without notice.

3. The machine is stored in zero files at the factory. All external files (audio, video, games, pictures, etc.) must be deleted immediately after the demonstration. The company will not take any responsibility for this.

4. Charging method: please use the output 5v-1a charger, connect the data cable to the USB port of the machine for power on

5. Executive standard: gb17625. 1-2012, gb8898-2011, GB / t13837-2012

6. Children between 6.0 and 14 years old need to be accompanied by an adult to use this product.

7. Download instructions: please download the game according to the format supported by the machine, and put it in the corresponding folder of the machine

### Warranty

1. Within seven days from the date of sale, in case of performance failure, the body and package of the goods must be intact, and the same type of goods can be replaced (subject to inspection), but not including artificial damage
2. The goods are guaranteed for one year from the date of sale, with lifelong maintenance, and the accessories are not covered by the warranty
3. The warranty service is only valid under normal use, and all artificial damages (including self disassembly and improper use) are not covered by the warranty.

4. This card shall be provided during warranty. If this card is not provided or altered without permission, the company has the right to scrap it

Packaging accessories							
Color box	machine	USB line	instrutions	certifcate	wireless handle	receiver	HDMI extension cable
*1	*1	*1	*1	*1	*2	*1	*1

Product warranty card				
User name		Gender		Age
mailing address				
contact number				Zip code
Place of purchase				
Date of purchase			Sales Order No	
Product name and specification			Serial No	
Dealer signature			User signature	

